



BIOENGINEERING

+1(512) 212-4544

info@fluencebioengineering.com

www.fluence.science/VYPR

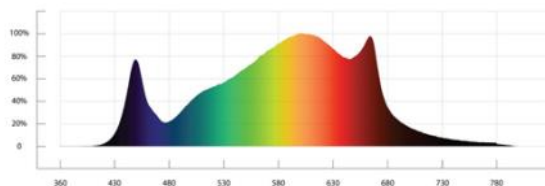


## VYPRx PLUS

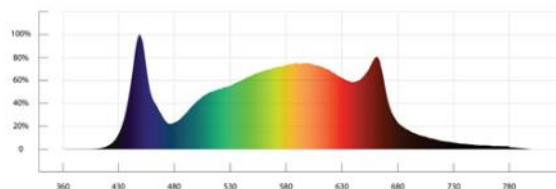
### SPECIFICATIONS

Light Source	LED
Spectrum	I   G
PPF	1190 $\mu\text{mol/s}$
Input Power	525W
Efficacy	2.3 $\mu\text{mol/J}$
Input Voltage	Autosensing 100-277V, 347V*, 400V* & 480V*
Fixture Dimensions   Weight	42" L x 2.7" W x 3.3" H   7lbs 5oz 106.7cm L x 6.9cm W x 8.4cm H   3.3kg
Power Supply Dimensions   Weight	11" L x 5.6" W x 2.6" H   7lbs 7oz 27.9cm L x 14.2cm W x 6.6cm H   3.4kg
Mounting Height	$\geq 18"$ (45.7cm) Above Canopy
Thermal Management	Passive
Dimming	0-10V
Light Distribution	120°
Lifetime	L90: 38,000hrs
Power Factor	> 90%
Certifications	cETL, UL1598 Wet Location Rated, IP66 & CE
Warranty	3 Year Standard or 5 Year Extended Warranty

### PhysioSpec Indoor™

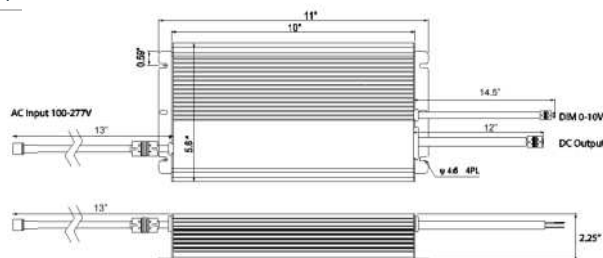
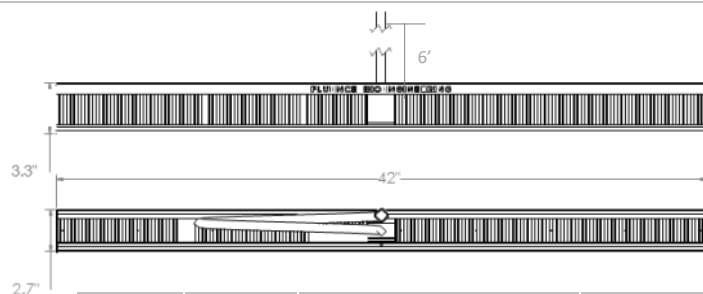


### PhysioSpec Greenhouse™



### MAX AMPERAGE BY VOLTAGE SERVICE

VOLTAGE	120V	208V	240V	277V	347V	400V	480V
AMPERAGE	4.38A	2.52A	2.19A	1.90A	1.56A	1.35A	1.13A



FAMILY		MODEL		SPECTRUM		INPUT VOLTAGE		AC CORD LENGTH		AC PLUG		MOUNTING	
VR	VYPR	P	x PLUS	I	PhysioSpec Indoor™	1	100-277V	06	6 ft (1.83m)	N5	NEMA 5-15P	S	Square
				G	PhysioSpec Greenhouse™	3	347V*	15	15 ft (4.57m)	N6	NEMA 6-15P	U	Unistrut Bracket
						4	400V*			L7	NEMA L7-15P	P	Pipe Bracket
						5	480V*			PT	Pigtails	X	Universal Bracket



\*347-480V VYPRx PLUS configurations operate at 3% higher wattage on average.

© Copyright 2018 Fluence Bioengineering | Designed and Built in Austin, Texas  
Specifications based on performance at 277V. Subject to change without notice. \*Tolerance  $\pm 10\%$ .



# FLUENCE

B I O E N G I N E E R I N G